

THE NORTH STAR NUGGET

VOLUME 8, ISSUE 10
DECEMBER 2022

GSLAC – NORTH STAR ROUNDTABLE NEWS





MARK YOUR CALENDARS

December 2022/January 2023

Dec. 3	Super Saturday Training Day @ Beaumont (YPT, Cub Leader, Scout Leader)
Dec. 10	STEM University - UMSL
Dec. 11	OA Winter Fellowship Banquet – Hilton @ Plaza Frontenac
Jan. 5	ATTN: Cub Leaders - Pinewood Derby Presentation @ ROUNDTABLE
Jan. 7	STEM University - SEMO
Jan. 7–Feb. 11	North Star Swim Skills @ Hazelwood East Pool (Every Saturday 9am – 12:30p)
Jan. 14-15	Venturing STL After Dark - Explore St. Louis / Lock In @ South County YMCA
Jan. 16,18,19	GSLAC University of Scouting – Virtual Courses
Jan. 28	GSLAC University of Scouting – SIUE

Looking Ahead Beyond 2022

Feb. 25	STEM University - SIUC
Mar. 24 - 26	Taste of Venturing @ Camp Warren Levis
Apr. 1	Little Creek Service Hours

Activities

I would like to thank all the Cub Packs and Scout Troops for doing a great job on getting the bags out and picking them up. I really appreciate all your hard work. I would especially like to thank Rachel Tran for her hard work in getting the Maps ready, getting bags picked up at roundtable and for making her visit to each firehouse to make sure that everything was moving smoothly. Thank firehouse coordinators, Fred and George Schaljo, Mike Yarbrough, Michelle Robinson and Larry Robinett. If you have any ideas on how we can get help on passing out bags and picking them up please let Rachel Tran know so we can start planning for next year,



District Dinner – The theme for this year is High School Era on Friday, May 12, 2023 place and time to be determined. If you have any pictures for our slide show, we will be collecting them starting in January.

Also, it is that time of year to nominate someone for our Polaris Award see attached form and it will need to be handed in by April Roundtable.

Pinewood Derby – We are also looking for volunteers to help with the pinewood derby if interested please contact Jane Lindstrom at jflindstrom@yahoo.com or John Matz at 314-960-4709.

BSA Swim Skills 2023



When: January 7 - February 11, 2023 (Saturdays)

Where: Hazelwood East High School Pool
11300 Dunn Rd St Louis, MO 63138

Cost: \$10 per participant

Sessions: 9-10:30 Lifesaving & Swimming Merit Badges
10:45-11:30 Learning to Swim
11-12:30 BSA Lifeguard
11:45-12:30 Learning to Swim

Register online @ stlbsa.org/northstardistrict by Jan 6 at midnight
Walk-ins welcome



JOIN. ENGAGE. LEAD.

CLICK HERE TO CONTINUE YOUR ADVENTURE!

North Star Venturing Officers Association (VOA) News

Joey Johnson (North Star VOA President) and Matt Smith (North Star VOA VP Program) are helping to plan the following events:

January 14-15, 2023 - STL After Dark

Participants will travel to multiple St. Louis sites, then return to the South County YMCA

for various activities.

Registration opens TBD.

March 24-26, 2023 - Taste of Venturing at Camp Warren Levis

Friday evening, all-day Saturday and Sunday activities

Cost will be \$20 per participant

Registration opens January 1, 2023

May 21, 2023 - Celebration Awards

June 2-4, 2023 - Swift's Big Kickoff

June 11-17 - Swift Base Venturing Summer Camp Week #1

July 9-15 - Swift Base Venturing Summer Camp Week #2

September 22-24, 2023 - 50th Fall Fun Rally at Beaumont

More details will be provided as time marches forward and details are ready to be published.

Thanks,

Jerome Flynn

North Star VOA Advisor

jmf41862@yahoo.com

North Star Family Friends of Scouting

2023 Campaign



SCOUTS STAND OUT.

Greater St. Louis Area Council, Boy Scouts of America

Family Friends of Scouting preparations for 2023 campaign.

The 2023 campaign will run during the 2023 calendar year. We are requesting packs, troops and crews to provide the dates (and time and location) of their Blue and Gold banquets or Courts of Honor, etc once they are known. This information can be sent to Jim Schneider (jschneider8@gmail.com/ home 314-921-6686. google voice 314-669-5939).

2022: Through direct donation, North Star has reached its district goal for 2022.

Thank you, North Star.

Jim Schneider

Jim Schneider
North Star Family FOS chairman
(home) 314-921-6686.
jschneider8@gmail.com

North Star Eagle Scout News

Greetings everyone,

I hope everyone had a great Thanksgiving Day. I would like to ask everyone to pass this along to your troops future Eagle Scouts. The Pallottine Renewal Center on Old Halls Ferry Road, have a number of projects that they would like to offer to perspective Eagle Scouts. If you have anyone who is looking for an idea for their Eagle project please contact Marilyn Webb or Steve Miller at 314-837-7100.

It is not too late to earn your Eagle Scout Rank before the 2022 year ends, give me a call at 314-583-1854 and we will get you scheduled.

Yours in Scouting,

Roxie Tiek

Happy Holiday's North Star District,

I want to wish everyone a Happy Holiday and to remind you to check and complete your BSA training. Also I want to tell you about additional training opportunities (sound like a broken record huh?).

So, as of this writing we showed an improvement to 16.37% from last month's 16.74% on the percentage of district folks who are delinquent in their YPT. And 40.52% for folks who are delinquent on their position specific training. Great job North Star but it can be better, so **check your BSA training status!!** Last month I did not email those who were delinquent, but this month expect a Christmas card (email) from me if you are. My recommendation is for you to go to the Super Saturday training event being held at Beaumont on 12/3. They will have YPT, Cub & Boy Scout leader training. If not, the next big opportunity will be University of Scouting. It will be held **January 28, 2023 – In-Person with Virtual Dates of January 16th, 18th, and 19th!**

Contact me if you need any training that is not listed.

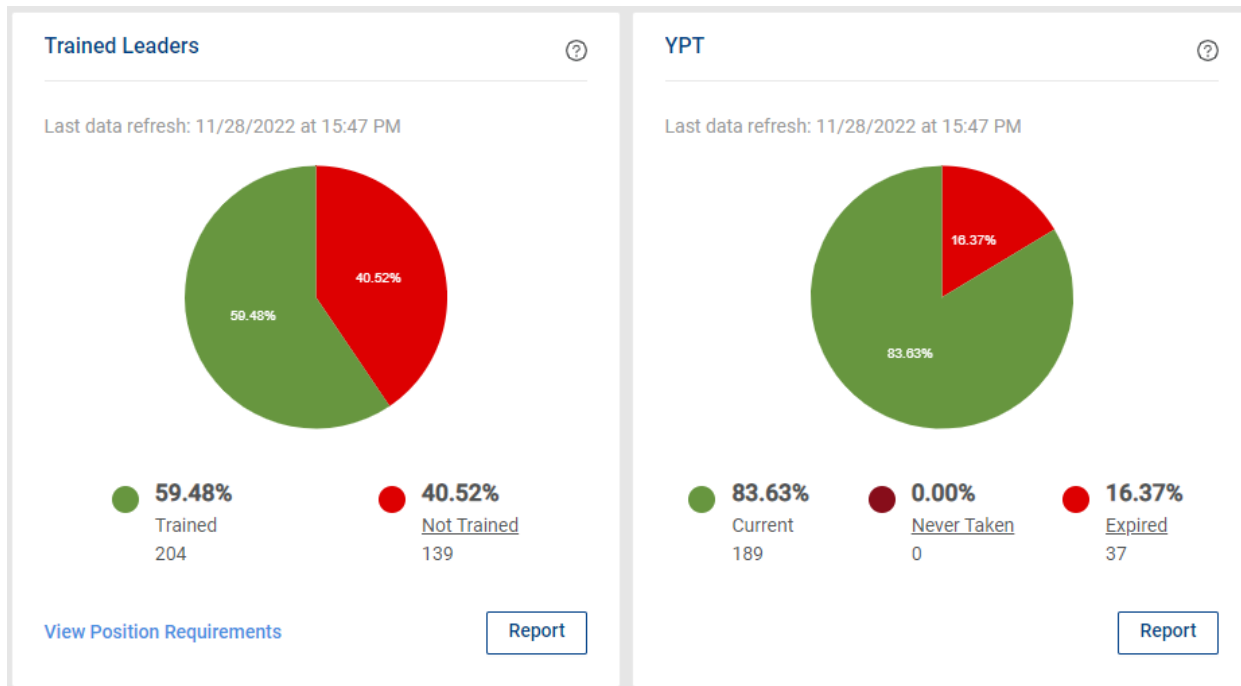
Yours in Scouting,


Paul Kessler
North Star District Training Chairman

Super Saturday Training Day (YPT, Cub leader & Scoutmaster)

12/3 Beaumont

University of Scouting January 28, 2023 – In-Person with Virtual Dates of January 16th, 18th, and 19th





Upcoming Events: <https://stlbsa.org/stem/upcoming-stem-events/>

STEM University's

- 10 December 2022 – UMSL
 - **Registration closes on 1 December**
 - Cubs – Up and Away Nova and Nova/Supernova counselor training
 - Scouts BSA – 22 merit badges and Nova/Supernova counselor training
 - Talk with me if you would like volunteer opportunities
- 7 January 2023 – SEMO – Registration is live through 28 December
 - Cubs – Down and Dirty Nova and Nova/Supernova counselor training
 - Only open to Wolf -> AOL
- 25 February 2023 - SIUC
- 18 March 2023 – Lake Land College (Science Everywhere Nova)

Social Media:

Facebook -> <https://www.facebook.com/GSLACSTEM>

Instagram -> <https://www.instagram.com/explore/tags/stemandscouting/>

YouTube -> <https://www.youtube.com/channel/UCLomHx8InOFuXlb8zBDxHDQ>

Other Activities:

Did you know the St. Louis area has several aviation museums?

Boeing Prologue Room -> <https://www.boeing.com/company/tours/prologue-room.page>

Historic Aircraft at the Creve Coeur Airport -> <https://www.historicaircraftrestorationmuseum.org/>

Army Aviation Heritage at the Creve Coeur Airport -> <https://www.facebook.com/AAHFGateway/>

Gateway Youth Aero Foundation at Creve Coeur Airport -> <https://www.youthaerofoundation.org/>

Commemorative Air Force at Smartt Airport -> <https://www.facebook.com/cafmissouri>

NASA Activities

- Artemis – 1 Scheduled to return 11 December

Reminder:

STEM is fun and easy to implement in any unit. Reach out if you need help.

Alan Kreppert – North Star District STEM Chair

314-616-4592

alan.kreppert@sbcglobal.net

Scouter Gone Home Vincent H Scully, Jr



October 1, 1937 - November 12, 2022

In scouting, Vince was very active in the Boy Scouts of America, St. Louis from 1976 until 2010 serving on the Catholic Committee of Scouting Board, Ordeal Team, Merit Badge Counselor, Order of the Arrow Team, Handicap Awareness, Quarter Master Core, plus others. He received the Silver Beaver Award 2004. Vince's home units were pack and troop 829, St. Sabina Church. Vince was recognized with the St. George emblem in 1992, the Bronze Pelican recognition in 2002 and the Catholic Committee's trailblazer award in 2004.

Vince's obit is found on www.hutchensfuneralhomes.com

Order of the Arrow Shawnee Lodge #51

Winter Fellowship Banquet

After a dinner with Brothers from across the lodge, the program will begin with the annual Lodge Business Meeting. The Lodge Officers will share updates on exciting programs going on in the Shawnee Lodge. The evening will conclude with the callout of the 2023 Vigil Honor Class.



Event Information

Doors will open at 4pm and the program will begin at 5pm.

Date and Location

December 11, 2022

Hilton Frontenac

1335 South Lindbergh Blvd.

Saint Louis, MO 63131

Evening Highlights

- Fellowship Banquet
- Shawnee Lodge Annual Business Meeting
- Vigil Honor Class of 2023 Callout Ceremony
- Founder's Award Ceremony

Trading Post

A trading post offering a selection of Shawnee Lodge Merchandise will be available at the event. All major forms of payment will be accepted.

Ticket Information

All guests attending the banquet must purchase a ticket. Upon arrival at the banquet, the check-in staff will greet and check-in. A limited number of tickets are available for this event. It is strongly encouraged that tickets be purchased as early as possible to guarantee a spot.

Christmas Slime

Ingredients

- 1 bottle of Elmer's glue 6 oz
- Brown food coloring for the Rudolph slime jar
- 1/2 TSP of Baking Soda
- 1½ TBSP of Contact lens solution. *Important: your brand of Contact Lens Solution must contain boric acid and sodium borate.
- Optional: add 1 TBSP of water to your glue before adding baking soda if you'd like a stretchier slime



5 from 1 vote

Instructions

1. See our slime making step-by-step instructions here.

How to Make Slime With Contact Solution



5 from 21 votes

Ingredients

- 1 Bottle of Elmer's Glue (6 oz or 3/4 cup of glue)
- 1/2 teaspoon Baking Soda
- 1½ TBSP of Contact Lens Solution
- 1 TBSP Optional - Add 1/4 cup of water if you'd like a more stretchy slime. We do recommend doing this step.
- Optional - Add in extra glitter if desired

Instructions

1. Get a bowl to mix your slime ingredients in.
2. Pour your entire 6 oz Elmer's Glitter glue into the bowl.
3. Add your baking soda and mix in thoroughly. Also add up to 1/4 cup of water here if you want a more stretchy slime.
4. Slowly add in your contact lens solution (reminder: your contact lens solution should contain boric acid or your slime will not form). Add it in slowly and mix if possible so that you can adjust and ensure you do not add too much. You may not need the full amount so take this step slowly.
5. Now mix until your slime forms and begins to harden. Take it out and knead, knead, knead. You may be surprised how much you need to knead to really make the slime form. If it's not the desirable consistency keep kneading. If you find it to still be too sticky, add a little bit of lotion or baby oil to your hands.

Directions to Make Your Christmas Slime Jar Faces

- **For the Rudolph Jar:** Glue on your googly eyes and the red pom pom. To make the antlers, tie one pipe cleaner around the jar lip. Cut two smaller pieces of pipe cleaner and then tie these around your two ends.
- For this slime, you'll need to use brown food coloring to dye your glue brown.



- **For the Snowman Jar:** glue on your googly eyes, orange felt for the nose and small black buttons for the mouth!



- **For the Grinch Jar:** Glue on your googly eyes and then make the face using a black sharpie. Cut a strip of red felt to fit the size of the jar lid and hot glue this to your lid (adults only).



Graham Cracker Gingerbread Houses

Learn our easy method for making graham cracker gingerbread houses that won't collapse.



Prep Time

30 mins

Ingredients


- 4 full Graham Crackers Walmart Great Value brand works well!
- White Chocolate Chips
- Christmas Candies

Instructions

1. Place one full graham cracker on a cutting board. Use a serrated knife to carefully cut diagonally across the top half as shown (a gently sawing motion works best). Cut diagonally the other way so the graham cracker has a triangle shape on top. Repeat with a second graham cracker.



2. Cut the other two graham crackers in half so you have four graham cracker halves and two graham cracker halves with triangle shapes on top (they will support the roof).



3. Lay one roof support cracker in between two graham cracker halves. Pipe a line of melted white chocolate (or royal icing) down each side of the graham cracker halves.



4. Fold up each graham cracker half and press it against the edges of the roof support cracker. Hold for about a minute, then carefully lift up all three crackers to a standing position and insert the other roof support cracker.



5. You now have the four walls put together. Pipe white chocolate or frosting along the top edges of all four crackers and place the two remaining cracker halves on as a roof, piping additional white chocolate along the peak of the roof.



6. Let house stand for at least 10 minutes to set up, and then decorate with candy as desired.



Notes

You can speed the setting up process by putting the house in the fridge.

How to Make Paper Snowflakes

Making paper snowflakes is a fun Christmas craft for kids and adults!

Prep Time
15 mins



★★★★☆
4 from 1 vote

Ingredients


- Paper lightweight paper such as tracing paper is recommended
- Scissors
- Templates optional

Instructions

1. Fold a sheet of paper into quarters, creasing well.



2. Bring the two folded edges together to create a triangle and crease well.




3. Flip the paper over and fold again, from the same corner, to create a narrower triangle.




4. Cut across the top of the paper as shown. Cut across the point of the triangle if desired to make a hole in the center of the snowflake.



5. Make cuts from either side of the triangle to create designs. Cut across the top of the triangle at an angle or in a curve to create the edge of your snowflake. When you're done cutting, unfold the paper to reveal the finished snowflake.



6. To use a template, print and cut out the template. Fold the paper as directed above, then trace the template on it.



7. Cut along the marked lines, then unfold to reveal the snowflake design.



Notes

Tracing paper is highly recommended if you are doing this craft with children, as it's much easier to cut through than copy paper.

Paper snowflakes can be ironed on medium heat to remove the creases.



NOMINATION FOR THE DISTRICT AWARD OF MERIT



NOTE: The nomination is confidential.
To avoid possible disappointment,
please do not advise nominee in any
way of your action in his or her behalf.

_____ Council
_____ District
_____ Unit

TO THE DISTRICT AWARD OF MERIT COMMITTEE:

It is a pleasure to present for your consideration for the DISTRICT AWARD OF MERIT:

Name _____

Address _____

City or Town _____ Zip _____

Currently registered in Scouting as _____

The nominee has earned the following (provide dates):

_____ Den Leader's Training Award or Den Leader Award	_____ Scouter's Religious Award	_____ Other (specify) _____
_____ Den Leader Coach's Training Award or Den Leader Coach Award	_____ Silver Beaver	_____
_____ Cubmaster Award	_____ Order of the Arrow	_____
_____ Cub Scouter Award	_____ Wood Badge	_____
_____ Webelos Den Leader Award	_____ Venturing Awards	_____
_____ Scouter's Training Award	_____ Distinguished Commis- sioner Service Award	
_____ Scouter's Key		

The noteworthy service upon which this nomination is based follows:

(Furnish as much information as possible. For example: president, Rotary Club; vestryman, St. Paul's Church; chairman, Red Cross campaign; vice-president, PTA; medical director, hospital; Cubmaster, 3 years; Scoutmaster, 4 years; Venturing Advisor, 3 years; commissioner, etc. Use additional paper, if necessary.)

_____ Date of nomination

_____ Name of person making nomination

_____ Position in Scouting

_____ Contact number

GENERAL INFORMATION

The District Award of Merit is a council award presented by districts in the same manner that the Silver Beaver is a national award presented by councils.

The award is available to Scouters who render service of an outstanding nature at the district level.

The award is made available annually on the basis of 1 for each 25 traditional units or fraction thereof. The district need not present all the awards to which it is entitled each year.

It is not appropriate to nominate a Scouter who has already received this award.

A professional Scouter or other council employee may not receive this award based on employment service. However, a professional Scouter or employee who also serves as a volunteer Scouter may be eligible, based on *volunteer* service.

REQUIREMENTS

1. A nominee must be a registered Scouter.
2. A nominee must have rendered noteworthy service to youth in Scouting, outside Scouting, or both.
Note: The nature and value of "noteworthy service to youth" may consist of a single plan or decisions that contributed vitally to the lives of large numbers of youth or it may have been given to a small group over an extended period of time.
3. Consideration must be given to the nominee's Scouting position and the corresponding opportunity to render outstanding service beyond the expectations of that Scouting position.
4. The nominee's attitude toward and cooperation with the district and/or council is to be taken into consideration.
5. Nominations cannot be considered for posthumous awards.

PROCEDURE

1. Annually, district chairmen will appoint a temporary special District Award of Merit committee of not more than five persons who will consider all candidates and make recommendations of those to receive the award to the council through the Scout executive.
2. The Scout executive will inform the district chairman of those nominations approved by the council committee.
3. The following procedure is suggested for such presentation ceremonies:
 - a. The recipient and spouse should be in attendance at the annual meeting or recognition dinner.
 - b. A district and/or council officer should explain the award and its significance.
 - c. Eagle Scouts or Silver Award Venturers should be asked to escort the recipients to a place of honor at the head table or on stage.
 - d. A suitable citation for each recipient should be read indicating what each has done in Scouting.
 - e. The award (certificate, No. 33719; plaque, No. 17565; and lapel pin, No. 17551) may be presented at this time with appropriate congratulations.
 - f. The only uniform insignia which accompanies this award is an embroidered overhand knot, No. 05013.
 - g. A group picture may be taken for use in neighborhood or community newspapers (district responsibility).

District approval

Council approval



BOY SCOUTS OF AMERICA
1325 West Walnut Hill Lane
P.O. Box 152079
Irving, Texas 75015-2079
<http://www.scouting.org>

#33720C



7 30176 33720 3

33720C

2014 Printing