
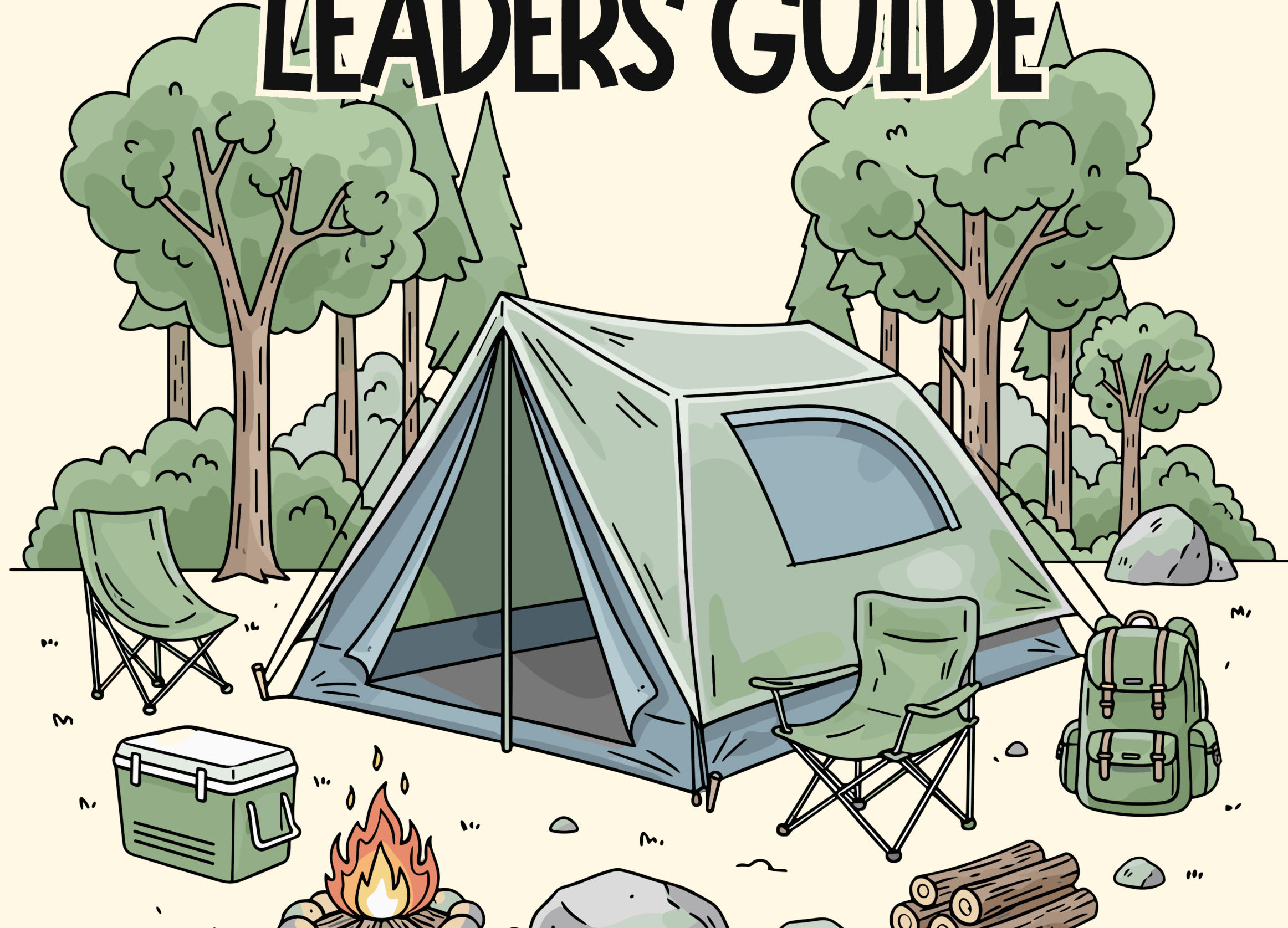


Explore nature, earn Adventures, and create unforgettable memories!

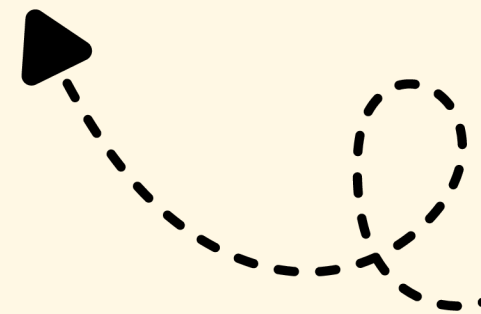
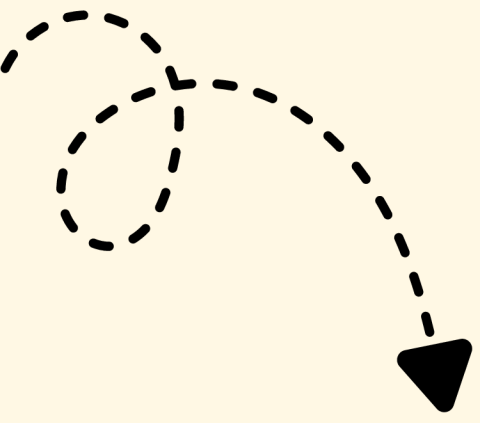


CUB SCOUT ADVENTURE CAMP LEADERS GUIDE



JULY
9TH - 12TH
2026

TIGERS,
WOLVES, BEARS
WEBELOS & AOL



Thursday July 9th, 2026	
3:30-5:30	Check In, Set up camp, Swim Checks
5:30 PM	Optional Camp Tour - Meet at Friendship Circle
6:00 PM	Flags (Meet on Parade Field)
6:10 PM	Dinner
7:30 PM	Opening Campfire (Meet on Parade Field)
9:00 pm - 6:30 am	Quiet Hours
Friday July 10th, 2026	
8:00 AM	Flag (Meet on Parade Field)
8:10 AM	Breakfast
8:15 AM	Late Arrival Check In
9:00 - 12:00	Adventure Sessions
12:10 PM	Lunch - Gather at Parade Field
1:00-2:00pm	Rest Hour for all Participants
2:00-5:00pm	Adventure Sessions
6:00 PM	Flags (Meet on Parade Field)
6:10 PM	Dinner
7:30 PM	Movie Night
9:00 pm - 6:30 am	Quiet Hours
Saturday July 11th, 2025	
8:00 AM	Flag (Meet on Parade Field)
8:10 AM	Breakfast
9:00 - 12:00	Adventure Sessions
12:10 PM	Lunch - Gather at Parade Field
1:00-2:00pm	Rest Hour for all Participants
	Open Programming for all Participants *Lakefront *STEAM *RATA *Swimming *Raingutter Regatta (Let's Race Adventure) *Fishing Adventures
2:00-5:30pm	
6:00 PM	Flags (Meet on Parade Field)
6:10 PM	Dinner
7:00 PM	Chapel Service
7:30 PM	Closing Campfire (Meet on Parade Field) *Units may check out by appointment following Campfire
9:00 pm - 6:30 am	Quiet Hours
Sunday July 12th, 2025	
8:15 AM	Breakfast, Pack up & Check Out Thank you for joining us! We can't wait to see you again at RFSR! Please check out at the registration building by our front parking lot as you leave camp. * Exit packets with patches & information will be available for pick up starting at 8:15am * Participants should pick up their health forms with their exit packets.

This is a list of Adventures your Scout can earn while at camp.
Adult Partners are responsible for reviewing & signing off on Requirements.

WEBELOS Aquanaut Adventure
AOL Swimming Adventure
Bears - Salmon Run
Wolves - Paws For Water
Tigers in the Water
Lions - Time to Swim

WEBELOS - Paddle Onward
AOL - Paddle Craft
Bears Afloat
Tiger - Floats & Boats

**Wolves & Lions do not have a specific watercraft adventure but this activity may be done with an Adult Partner and can be used towards their summertime adventures.

WEBELOS Champions for Nature
WEBELOS Let's Camp
AOL Into the Wild
AOL Into the Woods
AOL Outdoor Adventurer
Let's Camp Bear Adventure
Let's Camp Wolf Adventure
Tigers in the Wild
Mountain Lion Adventure

Race Time Adventures will be available for ALL AGE GROUPS

Fishing Adventures will be available for ALL AGE GROUPS

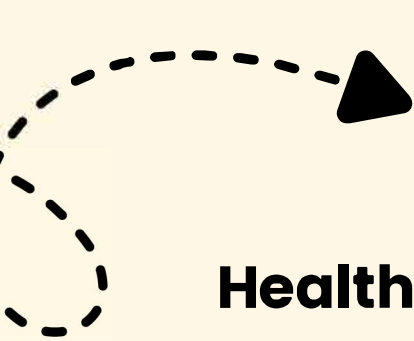
Range & Target Elective Adventure (available only at district and council level events)

BB Guns (LIONS MAY NOT PARTICIPATE)

Archery - All Age Levels

Slingshot - All Age Levels





Health & Safety

All participants should have a health form with completed parts A & B at check in.

A qualified Health Officer will be on duty for the duration of camp. The Health Office is located in the south-west corner of the Administration Building.

All medications should be kept in a secure container and dispensed by the parent or unit leader in camp. When requested, the Health Officer will hold medications requiring refrigeration, or those that adult leaders feel uncomfortable holding.

Pool & Shower House

The pool & shower house are located just south of the Administration Building. The shower house includes individual changing rooms, shower stalls, and restroom facilities. Scouts should be supervised at all times when in the shower house.

Participants will be asked to take a swim test.

1. Non-swimmer: get in the water, splash around and cool off (this is optional).
2. Beginners: swim 50 feet, including one sharp turn and submerging completely underwater.
3. Swimmers: swim 75 yards, unbroken, with a strong forward stroke, swim 25 yards in a resting backstroke, & float in the water for several seconds.

Activity Building & Dining Hall

Located just north of the Trading Post, our Activity Building serves as our dining hall, complete with a serving line inside the building. After each meal, the unit is responsible for cleaning off their table with the spray provided and sweeping under their table(s) and chairs. Ice for campsite coolers may be requested by contacting food service staff.

Food allergies or restrictions?

Be sure to fill out a food allergy form during the registration process.

Trading Post

Located east of the Administration Building along the paved sidewalk is the RFSR Trading Post. Come in on a hot day for some ice cream or a slushie. Need a uniform or a handbook? We have those too! The trading post accepts cash and credit/debit cards. Scouts wishing to purchase knives must have a parent or leader present.

TRADING POST HOURS

Thursday 3:30-6:00pm

Friday 1:00-6:00pm & 7:00 -8:30pm

Saturday 1:00-6:00pm

Check in & Check Out

Check in will be 3:30-5:30 on Thursday July 9th.

There is an additional check in time available at 8:15am on Friday.

Participants should check in at the Registration Building (located just south of the parking lot) at the assigned time to meet your Site Guide. Any outstanding fees should be paid in the Administration Building.

Health forms & exit packets should be picked up by the Unit Leader from the registration booth as the pack is leaving camp on Sunday morning. Health forms not picked up will be destroyed.



Day pack

- Reusable water bottle(s)
- Sturdy walking shoes/boots
- Raincoat or poncho
- Sweatshirt or jacket
- Swim suit, towel, & goggles
- Clothing & pajamas
- Sunscreen & insect repellent
- Personal first aid kit
- Money for snacks & souvenirs
- Tent & ground tarp
- Blankets & pillow
- Flashlight/lantern
- Health form parts A & B
- *Pets, fireworks, alcohol/drugs, & personal firearms are not allowed.
- *Do not bring items of value or food that may attract animals.



Adult Supervision at Cub Camp

For all Scouting events, including summer camp, there must be two adults acting as the adult supervision for the Scouts in your Pack or Den. If your unit does not have two adults at camp, the camp office will “pair” your unit with other units so that there are always multiple adults on campsites and while in program areas with the scouts. There is no maximum number of adults, but there is a minimum of at least one adult for up to every four Scouts. If there are adults sharing leadership by being at camp for parts of the session, they are welcome to switch in and out, as needed, but must check in at the camp office.

We encourage WEBELOS & Arrow of Light Scouts to begin trying out the freedom & responsibility that will come when they cross over to Scouts BSA by finding their way to their assigned sessions. Please remind them to always have a buddy & help our staff by checking in with your Scouts!

All Tigers, Wolves, & Bears should have an adult partner with them at all times.

Safeguarding Youth at Camp

The safety and security of our youth in camp is of paramount importance. Anyone who suspects, knows of, or witnesses a camper being mistreated must notify the Camp Director immediately. Anyone mistreating a camper, in any way, will be escorted out of camp, authorities may be contacted, and a report may be filed with Scouting America. All adults spending the night at camp must have completed safe guarding youth training. Adults are not permitted to tent with a Cub Scout unless they are the Cub Scout’s parent/guardian.

If there are any unauthorized or questionable persons in camp that you or your Scouts notice, please immediately speak with the Camp Ranger or Camp Director to ensure unauthorized persons are escorted out of camp.

SAFETY CHECKLIST!



All Scouts should have a buddy!



The Scout Oath & Law set the expectations!



All passengers must be in seats with seat belts



Smoking is only allowed in designated areas



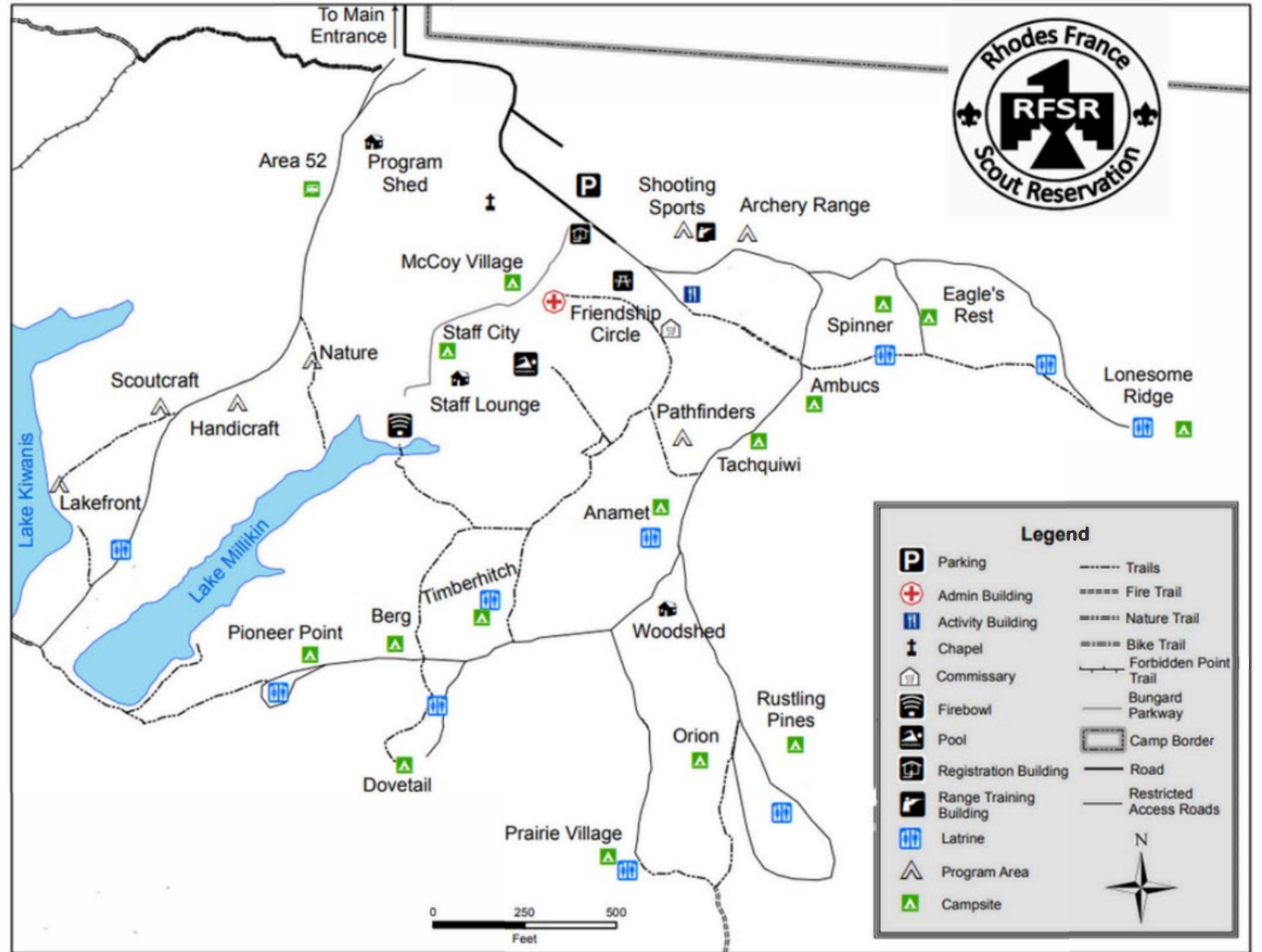

Emergency procedures are posted in the campsites



Please do not feed or catch wildlife.



Camp Map



Campsites at RFSR

We have 13 unique campsites equipped with at least one picnic table and a fire ring. Many campsites even have pavilions! The one thing they all have in common is raccoons. Practice Leave No Trace and don't leave any food out for them to scavenge! Trash bags should be tied into a knot and placed by the road each day as directed.

Most campsites have their own latrine facilities, but a few campsites share latrines. Any maintenance needs should be reported to the Camp Director or Camp Ranger.